



Guideline for Crimping

Tool ID: EC-CT002 (126274)

**Front side Crimping for 126274 & other
plugs**



1 Front side Crimping

Back side Cutting



2 Back side Cutting

How to identify the screw position

Screw position for 126274- Screw is on the left side.



Screw position for other plugs- Screw is on the right side.




Tail Clip Type is marked in the crimping tool. The mark shows the screw position

How to crimp the plug

Make sure the screw is on the left



The wires are well crimped and cut



Screw adjustment instructions

1- Identify the crimping side of the tool



2- Release the fixed screw



3- Adjust the crimping blade




4- Fix the screw after adjusting the crimping blade




How to crimp other unshielded Easy plugs (without tails)

Make sure the screw is on the right side



The plug is well crimped and cut.
The plug and boot are well




How to crimp other shielded Easy plugs (without tails)


Make sure the screw is adjusted to the right



The plug is well crimped and cut



Improper operation to crimp the unshielded East plug without tails



The screw is fixed in the wrong position




The plug can still be properly crimped and cut even if the screw is in the wrong position



However, the plug and boot do not lock properly because of the incorrect screw position, and they are likely to separate

Improper operation to crimp the shielded Easy plug without tails



The screw is fixed in the wrong position



The plug can still be properly crimped and cut even if the screw is in the wrong position



However, the plug and boot do not lock properly because of the incorrect screw position, and they are likely to separate

Improper operation to crimp the ID 13550;13551 Easy plug with tails

The screw is fixed in the wrong position



The plug is well cut even if the screw is fixed in the wrong position



The plug is damaged when crimping



Conclusions

The crimping tool EC-CT002 can be used for Easy plug with tails, and other Easy plug without tails if the screw is well positioned.