

### Highlights:

- Ceiling suspension
- Innovative & unique design
- Wide opening angle
- Dual Gripple™ locking system
- Suspension cable with dual steel core
- Ceiling cable cover
- Rotary switch for 15W, 30W, 60W and 16 Ohm tapings

### Product information:

"Pure sound, hanging around."

The ALT16 is a 2-way pendant loudspeaker featuring a 6.5" driver combination with a coaxially mounted 1" soft dome tweeter and is fitted with a phase plug for excellent off-axis performance.

The 2-way combination with a high-quality polypropylene enclosure and acoustic engineering craftsmanship guarantees premium performance for demanding applications. A continuous power handling of 60 Watt (RMS) and maximum power handling of 120 Watt is achieved. Connections are made through a terminal block connector behind the rear cover, accompanied with a power tap selector switch for the tapping of a 70V/100V line transformer with tapings for 60W, 30W, 15W and a 16 Ohm bypass connection.

Mounting the speaker is done through a connection cable with two integrated steel cores for suspending with an additional drop safety. Fixation is made through two snap-hooks on one end and a dual Gripple™ fixation on the other end. The included cable length of 3.5 meters offers possibilities for a wide variety of ceiling heights. An innovatively designed rear cover of the speaker can be placed after installation and hides the connection and suspension on the speaker end. The ceiling end connections are covered through a cable cover.

### Applications:

- Bars & Restaurants
- Retail
- Education
- Corporate
- Sporting facilities



### Impedance:



### Voltage:



## System specifications:

---

Speaker type		2-way coaxial
Peak power handling		240 W
Program power handling		120 W
RMS/AES power handling		60 W
Impedance		16 $\Omega$
Line Transformer Tappings	1	83 $\Omega$ - 100 V / Not used - 70 V / 60 W
	2	167 $\Omega$ - 100 V / 60 W - 70 V / 30 W
	3	333 $\Omega$ - 100 V / 30 W - 70 V / 15 W
	4	667 $\Omega$ - 100 V / 15 W - 70 V / 7.5 W
Dispersion	Conical	115° (average 500 Hz to 5 kHz @ -6 dB)
Connectors		4-pin Euro Terminal Block
Sensitivity (1W/1m)		83 dB
Sound Pressure (Max. W/1m)	@ 16 $\Omega$	101 dB
Frequency	Range (-10 dB)	61.5 Hz - 20 kHz
	Response ( $\pm$ 3 dB)	75 Hz - 17 kHz

## Product Features:

---

Dimensions		230 x 302 mm ( $\varnothing$ x H)
Connection cable length		3.5 m
Construction		Polypropylene
Front finish		Aluminium grill
Mounting & handling		Dual snap hook and dual Gripple™ hanger
Accessories	Included	Connection cable with dual steel core, snap hook & open ends – 3.5 meter
		2 Gripple™ hangers
Weight		3.39 kg

## Variants:

---

- ALTI6/B - Black version
- ALTI6/W - White version

## Architects' and Engineers' Specifications:

---

This pendant loudspeaker shall be a 2-way coaxial type featuring a 6.5" driver and a 1" soft dome tweeter and fitted with a line transformer allowing it to be used on both low impedance (16 Ohm) and 70/100 Volt distributed lines.

It shall have an RMS power handling of 60 Watt with a maximum power handling of 120 Watt and the frequency response ( $\pm 3$ dB) shall range from 75 Hz to 17 kHz. The sensitivity shall be at least 83 dB when measuring with an input signal of 1 Watt at a distance of 1 meter, while the maximum continuous sound pressure level at 100 V shall be 101 dB. The nominal dispersion shall be a 115° conical coverage pattern at -6dB (average 500Hz - 5kHz).

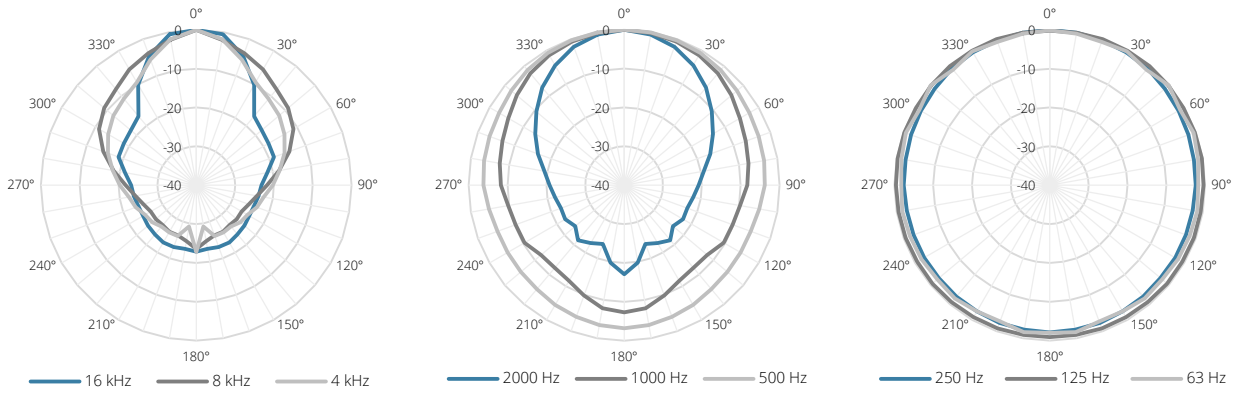
The loudspeaker shall have an impedance of 16 Ohm and shall be fitted with a multi-tapping line transformer with tapings for 60 Watt, 30 Watt and 15 Watt (100V) and tapings for 60 Watt, 30 Watt, 15 Watt and 7.5 Watt (70V) including a 16 Ohm bypass. Selection of the power taps shall be done using a rotary switch located under the ceiling cable cover.

The speaker frame shall be constructed in high quality Polypropylene material which comes available in black and white. There shall only be 1 suspension cable to ensure a clean design. This cable shall consist of multiple elements, It shall incorporate a dual steel core as well as a speaker cable. The ceiling mounting points shall be covered by the included ceiling cable cover. This speaker top cover shall have the possibility to easily be mounted and dismounted during the installation process. A 4-pin terminal block connector shall allow connection and parallel link through to other speakers. Mounting the loudspeaker shall be done using a dual snap hook and a dual Grippler™ hanger.

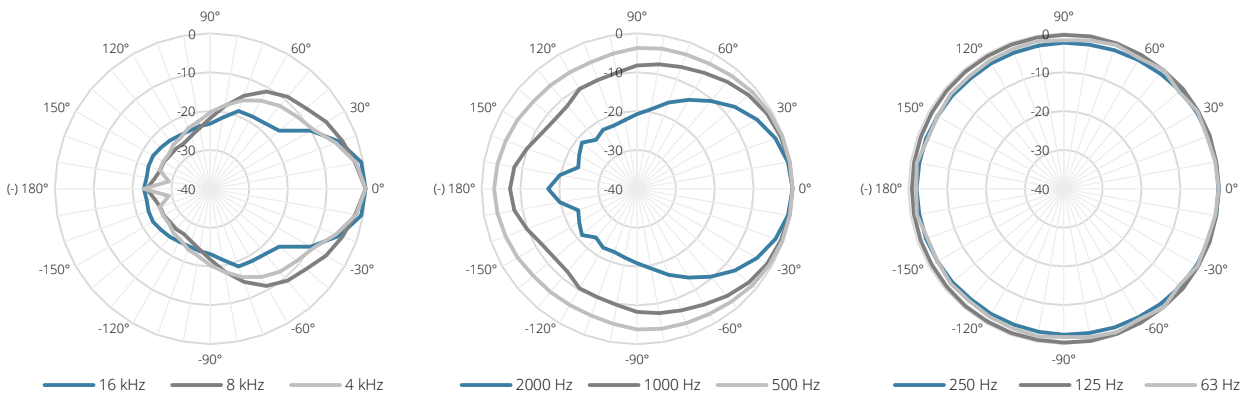
The loudspeaker shall have a diameter of 230 mm, a height of 302 mm and the weight shall not exceed 4kg.

# Acoustical data graphs:

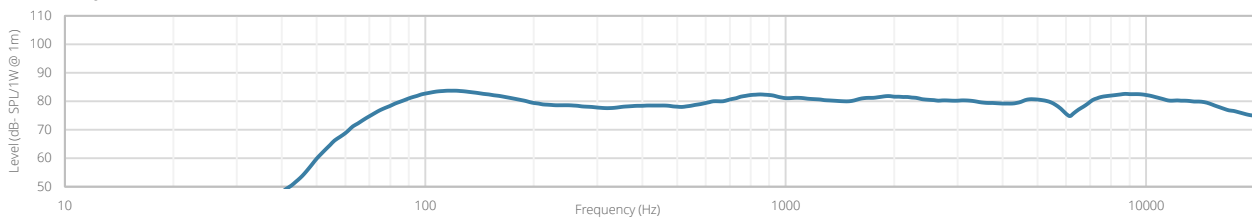
## Horizontal Polars:



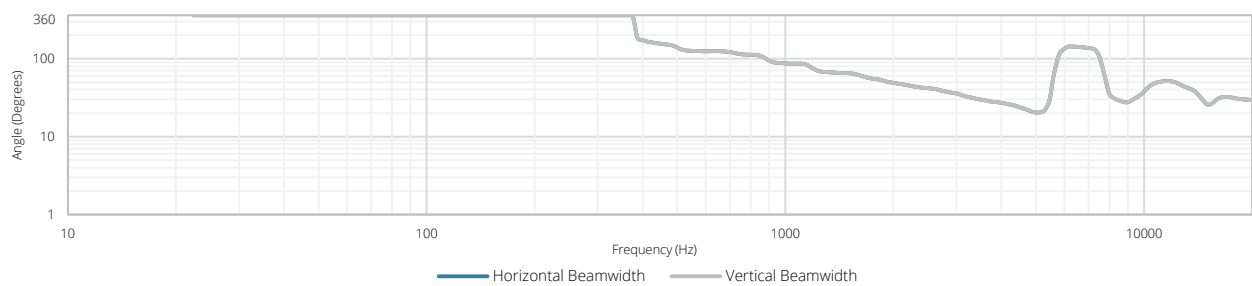
## Vertical Polars:



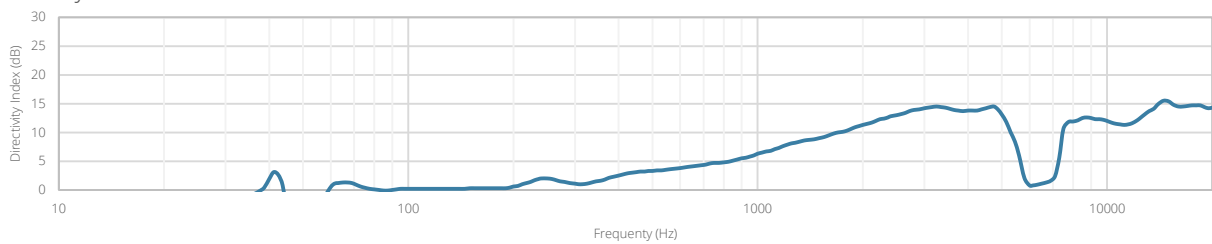
## Sensitivity:


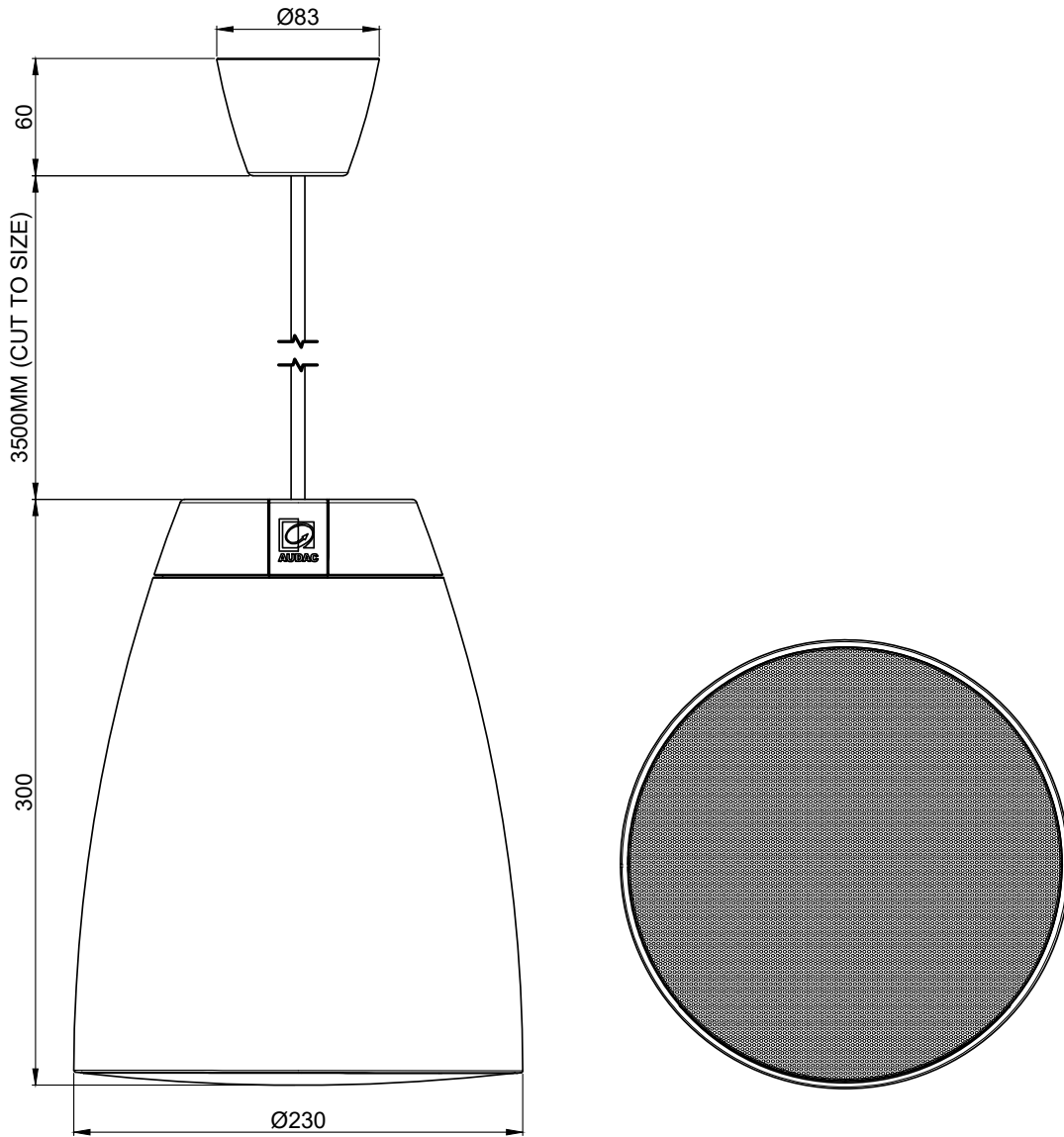


## Beamwidth (-3dB):



## Directivity index:





**ALT16**

**Product description:**

2-WAY 6.5" PENDANT SPEAKER 60W - 70V/100V & 16 OHM

**Weight:**

TBA

**Outer dimensions:**  
(w x h x d)

Ø230 x 300

**Unit height:**

N/A